



### Heavy cleaning – Easy working







BA 625/725/825 are powerful enough to handle heavy-duty applications, and offer the sensible solution to serious cleaning situations.





As with all our current scrubber/dryer models, ECO (water and detergent saving) is standard, and EDS-ECO Dosage Solution is available(option) to ensure accurate, economical and environmentally friendly on-board detergent metering system.





### PRODUCT FACTS

- Large 81cm disc deck and economical 24V battery pack offer the best ratio productivity/investment.
- Choice of 3 brush deck sizes and a cylindrical deck plus accessory options ensure the right machine for each particular application
- Powerful 24 volt platform and adjustable scrubbing pressure gives productive cleaning of large floors and heavy traffic areas
- Low operating noise level for less disturbance and operator comfort
- Easy access to tank and batteries for cleaning and service and no tool needed for scrub deck access

Model	BA 625	BA 725	BA 825
Ref. no	56315800	56315801	56315803
Description	SCB BA625	SCB BA725	SCB BA825
<b>PRODUCT FEATURES</b>			
AUTOMATIC BRUSH SHUT OFF	■	■	■
AUTOMATIC SOLUTION SHUT OFF	■	■	■
DISC DECK: 2 BRUSHES	■	■	■
INTERCHANGEABLE BRUSH DECK	■	■	■
ONE TOUCH CONTROL PANEL	■	■	■
ECO SOLUTION (WATER & CHEMICAL SAVING)	■	■	■
<b>Technical specifications</b>			
	SCB BA625	SCB BA725	SCB BA825
MAX SPEED (KM/H)	4.8	4.8	4.8
VOLTAGE (V)	24	24	24
RATED POWER (W)	1610	1610	1610
BRUSH MOTOR (W)	2x375	2x375	2x375
TRACTION MOTOR POWER (W)	300	300	300
VACUUM MOTOR POWER - 3 STAGE (W)	560	560	560
SOUND PRESSURE LEVEL AT 1.5 M (DB(A)ISO 3744)	66	66	66
MAXIMUM RUNNING TIME	4	4	4
PRODUCTIVITY RATE THEORETICAL/ ACTUAL (M <sup>2</sup> /H)	2930/1760	3410/2050	3890/2335
SCRUBBING WIDTH (MM)	610	710	810
SOLUTION PUMP MIN/MAX (LTR/MIN AT 100 PSI)	0.95/1.9/2.8	0.95/1.9/2.8	0.95/1.9/2.8
SOLUTION/RECOVERY TANK (L)	76/76	76/76	76/76
SQUEEGEE WIDTH (MM)	83	93	106
BRUSH/PAD DIAMETER (MM)	2x305	2x355	2x406
BRUSH PRESSURE (KG)	36/59/73	36/59/73	36/59/73
BRUSH SPEED (RPM)	220	220	220
LENGTH X WIDTH X HEIGHT (CM)	138x66x112	141x76x112	146x83x112
NET WEIGHT (KG)	182	197	200
OPERATING WEIGHT (KG)	370	385	387

Accessories	Ref. no	Min. required	BA 625	BA 725	BA 825
<b>Batteries and Chargers</b>					
	SEMI TRACTION MONO BLOCK	80564900	4	+	+
	DRYFIT MONOBLOC DF 06	80564000	4	+	+
<b>ON-BOARD CHARGER</b>					
	ON BOARD CHARGER KIT-EU	56315846	1	+	+
<b>Padholders</b>					
	PAD HOLDER SHORT TRIM 285 BA600/BR600	56505750	2	+	
	PAD HOLDER 370 MM BA700/750/850	56505800	2		+
	PAD HOLDER 41CM BR800S DISC	56505830	2		+
<b>Pad 16" / 406mm</b>					
	NO LONGER AVAILABLE	L08531300	1		+
<b>Brush disc. 305mm</b>					
	BRUSH MAGNA GRIT 46 BA600/BR600	56505751	2	+	
	BRUSH DYNA GRIT 80 BA600/BR600	56505752	2	+	
	BRUSH AGLITE GRIT 500 BA600/BR600	56505753	2	+	
	BRUSH PROLENE BA600/BR600	56505754	2	+	
	BRUSH PROLITE BA600/BR600	56505755	2	+	
	BRUSH MIDGRIT 240 BA600/BR600	56505757	2	+	
	BRUSH MIDLITE GRIT 180 BA600/BR600	56505758	2	+	
<b>Brush disc. 360mm</b>					
	BRUSH MAGNA GRIT 46 BA700/750	56505801	2		+
	BRUSH DYNA GRIT 80 BA700/750	56505802	2		+
	BRUSH AGLITE GRIT 500 BA700/750	56505803	2		+

Accessories	Ref. no	Min. required	BA 625	BA 725	BA 825
 360mm	<b>Brush disc. 360mm</b>				
	BRUSH PROLENE BA700/750	56505804	2		+
	BRUSH PROLITE BA700/750	56505805	2		+
	UNION MIX BRUSH 36CM BA700/750/850	56505806	2		+
	BRUSH MIDGRIT 240 BA700/750	56505807	2		+
	BRUSH MIDLITE GRIT 180 BA700/750	56505808	2		+
 410mm	<b>Brush disc. 410mm</b>				
	MAGNA GRIT 460 BRUSH 41CM BR800S DISC	56505831	2		+
	DYNA GRIT 80 BRUSH 41CM BR800S DISC	56505832	2		+
	AGLITE GRIT 500 BRUSH 41C BR800S DISC	56505833	2		+
	PROLENE BRUSH 41CM BR800S DISC	56505834	2		+
	DISC BRUSH 16 PROLITE 3 LUG	56505835	2		+
	MIDGRIT 240 BRUSH 41CM BR800S DISC	56505837	2		+
MIDLITE GRIT 180 BRUSH 41 BR800S DISC	56505838	2		+	
	<b>Brush, cylindrical</b>				
	BRUSH PROLENE BR700C ( 2 PER )	56412046	2		
	BRUSH NYLON SOFT BR700C ( 2 PER )	56412191	2		
	BRUSH NYLON HARD BR700C ( 2 PER )	56412192	2		
	BRUSH MIDLITE GRIT 180 BR700C ( 2 PER )	56412193	2		
	BRUSH DYNA GRIT 80 BR700C ( 2 PER )	56412194	2		
BRUSH MAGNA GRIT 46 BR700C ( 2 PER )	56412195	2			
	<b>Squeegees, blades, skirts and splash guards</b>				
	SKIRT, RUBBER 24	56315274	1	+	+
	SKIRT, RUBBER 32"	56315626	1		+
	BLADE	56407391	2		

Accessories	Ref. no	Min. required	BA 625	BA 725	BA 825	
<b>Squeegees, blades, skirts and splash guards</b>						
	BLADE KIT-SQUEEGEE GUM B	56315347	1	+		
	BLADE KIT-SQUEEGEE GUM C	56315348	1		+	
	KIT,GUM RUBBER BLADES "D"	56315674	1			+
	BLADE KIT-SQGEE RED GUM B	56315351	1	+		
	BLADE KIT-SQGEE RED GUM C	56315352	1		+	
	SQUEEGEE BLADE KIT 35" LINATEX	56314865	1			+
	BLADE KIT-SQUEEGEE PU B	56315854	1	+		
	BLADE KIT-SQUEEGEE PU C	56315855	1		+	
	BLADE KIT-SQUEEGEE PU D	56315856	1			+
	<b>Assembly</b>					
	KIT BA625 DISC	56315860	1	+		
	KIT,BA725 DISC	56315861	1		+	
	KIT BA725 C CYL	56315862	1			
	KIT,BA825 DISC	56315863	1			+
<b>Others</b>						
	KIT SCRUB/VAC WAND & HOSE	56315312	1	+	+	+
	PROGRAMMER CABLE BR600S - 800S	56409823	1	+	+	+
<b>Detergent equipment</b>						
	EDS ON BOARD CHEMICAL KIT	56315845	1	+	+	+